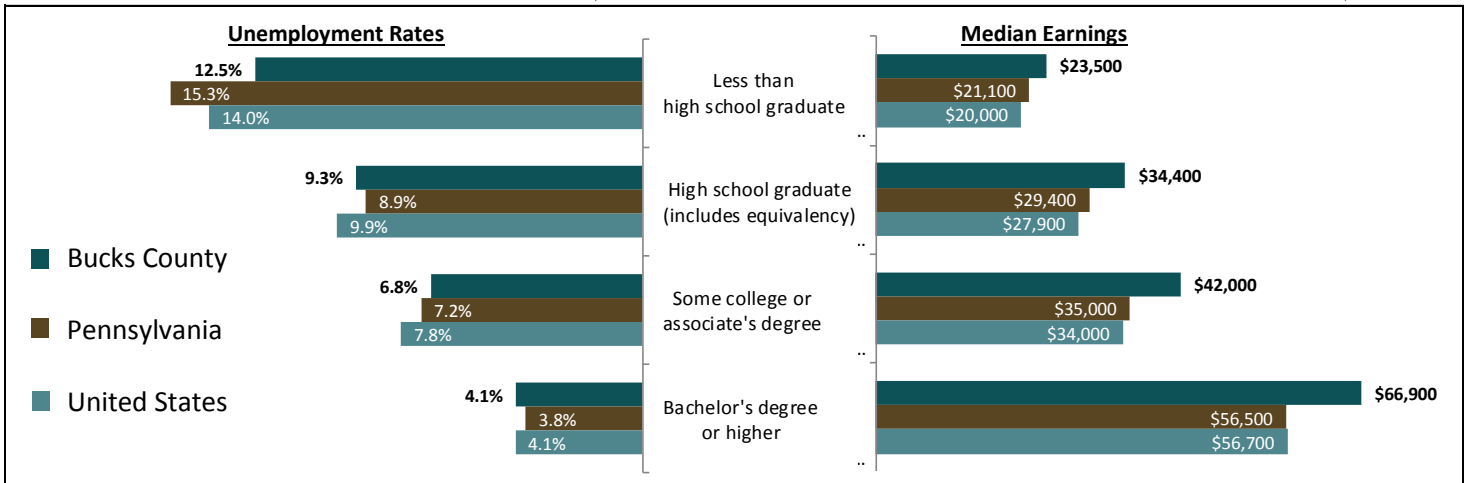


AS EDUCATION LEVELS INCREASE...

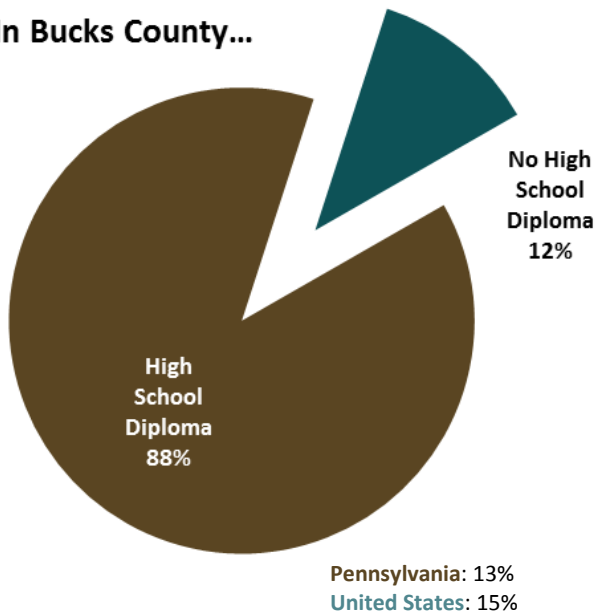
Unemployment rates decrease...

And earnings increase!!!

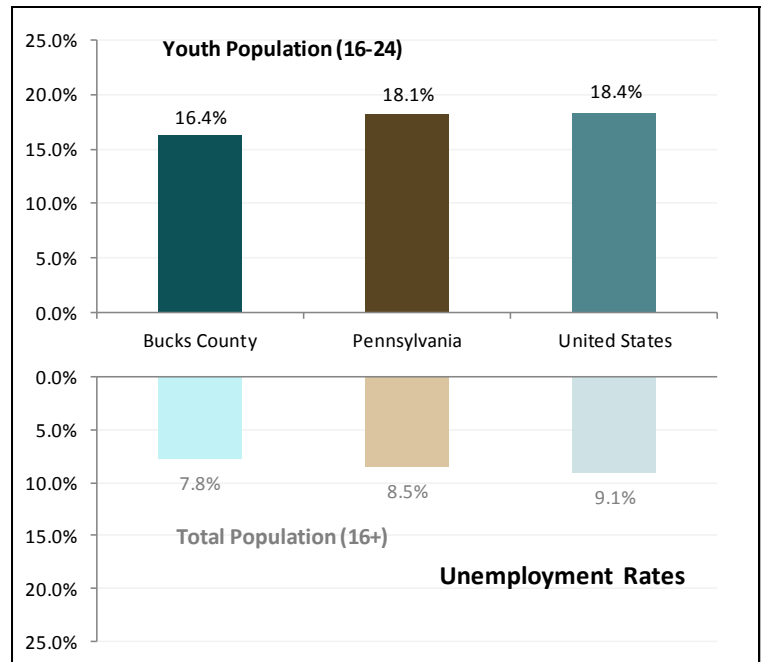


Based on unemployment rates (ages 25 to 64) and median earnings (ages 25 and over)
Source: 2010-2014 American Community Survey 5-Year Estimates, U.S. Census Bureau

In Bucks County...



Based on individuals **ages 18-24**
Source: 2010-2014 American Community Survey 5-Year Estimates, U.S. Census Bureau



Interpretation: 16.4% of the labor force **ages 16-24** in Bucks County is unemployed
Source: 2010-2014 American Community Survey 5-Year Estimates, U.S. Census Bureau

Where do Youth Work...

Bucks County

- Retail Trade: 25%
- Accommodation and Food Services: 21%
- Health Care and Social Assistance: 12%

Pennsylvania

- Accommodation and Food Services: 21%
- Retail Trade: 20%
- Health Care and Social Assistance: 11%

United States

- Accommodation and Food Services: 22%
- Retail Trade: 19%
- Government (including public education): 14%

Interpretation: 25% of workers **ages 14-24** in Bucks County work in Retail Trade
Source: EMSI 2015.4 Class of Worker

Which Industries Employ Youth...

Bucks County

- Accommodation and Food Services: 39%
- Arts, Entertainment, and Recreation: 32%
- Retail Trade: 26%

Pennsylvania

- Accommodation and Food Services: 37%
- Arts, Entertainment, and Recreation: 26%
- Retail Trade: 25%

United States

- Accommodation and Food Services: 33%
- Retail Trade: 23%
- Arts, Entertainment, and Recreation: 22%

Interpretation: 39% of workers in the Accommodation and Food Services industry are **ages 14-24** in Bucks County
Source: EMSI 2015.4 Class of Worker